



-  **STARTER**
-  **JUNIOR**
-  **EXPERT**
-  **MASTER**

GAME RULES


Before you start: Use a stable table when playing. Ample light is helpful, the best position is sitting with your back to a window or lamp, so light can shine on the front side of the blocks. This helps distinguish the different (and changing) colors of the stars. Make sure your table is level, because the mechanics of the blocks will work differently if it's not.

- 1 Select a challenge.
- 2 Stack the blocks on top of each other to make a construction that matches the challenge.
 - Starter / Junior levels: Challenges show a construction with colored stars (green, red, blue). The position AND the colors of the stars on the front side should be identical to the challenge. For the starter challenges you only need 2 or 3 blocks. For the Junior level, you need to use all 4 blocks.
 - Expert level: Challenges show a construction made with 4 blocks. The challenge doesn't reveal the position of the stars anymore, but all solutions must show 5 YELLOW stars!
 - Master level: Challenges show a construction made with 4 blocks. At the bottom of each challenge information about the color of the stars is given, but not their position. If a challenge shows fewer than 5 stars, this means that some windows in the blocks will show a BLACK star.
- 3 There is only 1 solution, which can be found at the end of the booklet.



STARTER 1





STARTER 2




STARTER 3






STARTER 4



STARTER 5





STARTER 6



STARTER 7





STARTER 8



STARTER 9






STARTER 10




STARTER 11






STARTER 12




STARTER 13





STARTER 14



STARTER 15






STARTER 16



STARTER 17





STARTER 18



STARTER 19





STARTER 20



JUNIOR 21





JUNIOR 22




JUNIOR 23






JUNIOR 24




JUNIOR 25





JUNIOR 26



JUNIOR 27






JUNIOR 28



JUNIOR 29





JUNIOR 30




JUNIOR 31





JUNIOR 32




JUNIOR 33






JUNIOR 34



JUNIOR 35





JUNIOR 36



JUNIOR 37





JUNIOR 38




JUNIOR 39





JUNIOR 40



EXPERT 41





EXPERT 42



EXPERT 43





EXPERT 44



EXPERT 45





EXPERT 46



EXPERT 47





EXPERT 48



EXPERT 49





EXPERT 50



EXPERT 51





EXPERT 52



EXPERT 53





EXPERT 54



EXPERT 55





EXPERT 56



EXPERT 57





EXPERT 58




EXPERT 59





EXPERT 60



MASTER 61





MASTER 62




MASTER 63





MASTER 64




MASTER 65





MASTER 66



MASTER 67





MASTER 68



MASTER 69





MASTER 70



MASTER 71






MASTER 72



MASTER 73





MASTER 74



MASTER 75





MASTER 76



MASTER 77





MASTER 78



MASTER 79





MASTER 80

SOLUTIONS

1



2



3



4




SOLUTIONS

5



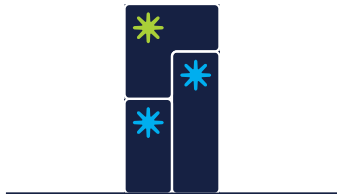
6



7



8

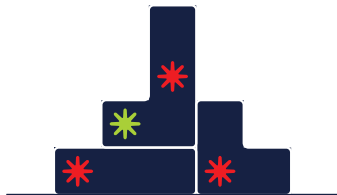


SOLUTIONS

9



10



11




12



SOLUTIONS


13




14



15



16




SOLUTIONS

17




18



19




20

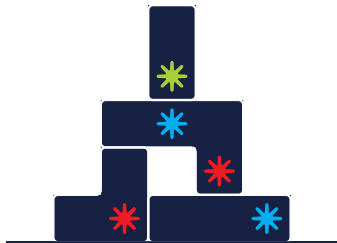


SOLUTIONS

21




22



23




24

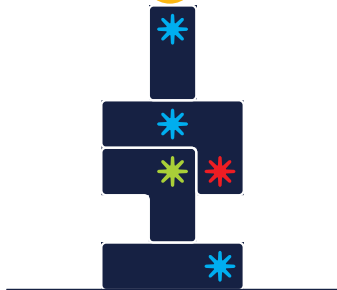


SOLUTIONS


25




26



27



28

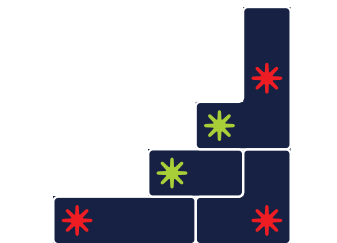


SOLUTIONS

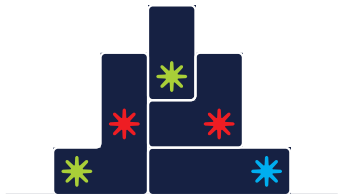
29




30



31

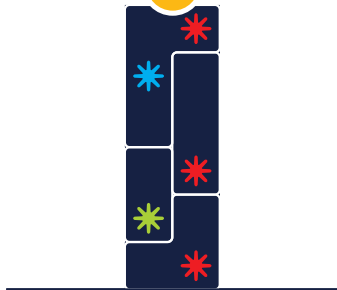


32




SOLUTIONS


33




34



35




36




SOLUTIONS


37




38



39




40




SOLUTIONS

41




42



43




44




SOLUTIONS

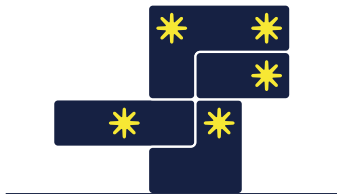
45




46



47




48




SOLUTIONS


49




50



51




52




SOLUTIONS


53




54



55




56




SOLUTIONS

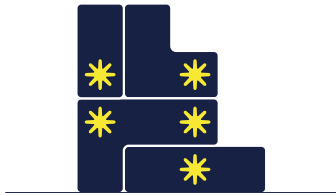
57




58



59




60




SOLUTIONS


61



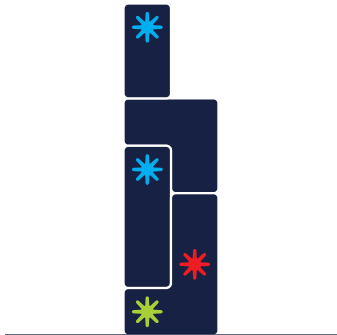
62



63




64




SOLUTIONS


65




66



67




68

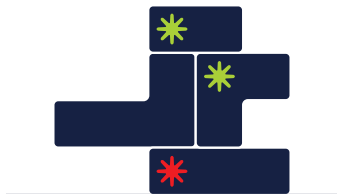


SOLUTIONS


69




70



71



72



SOLUTIONS


73




74



75



76

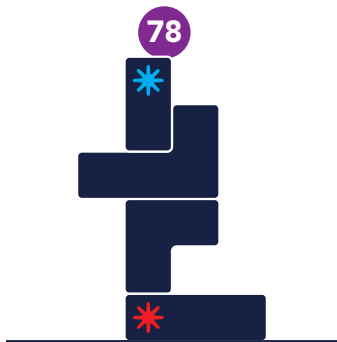


SOLUTIONS


77



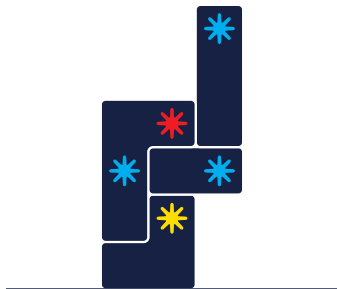
78



79



80






SG 092-A



SG 092-B



SG 092-C



SG 092-D



©2019 Concept, game design & artwork:
SMART - Belgium.
All rights reserved.
Designer: Raf Peeters
Original product name: Shooting Stars
Neerveld 14, B-2550 Kontich, Belgium
info@smart.be www.SmartGames.eu

dd 20191203B Made in China

